

iLamp Roadmap for The State of California

This document covers information required to build a road map to commercial viability for the iLamp territorial license for the State of California.

iLamp



California Population
39.03 Million

GDP
\$3.9 Trillion

California Transportation
Related Budget
\$33.2 Billion

Street lighting is the single largest source of carbon emissions from local government, accounting for 30-60% of their total emissions.

Enhanced lighting leads to significant and sustained reductions in both night and daytime outdoor crimes with a benefit cost ratio of 5.1-10.8.

On residential roads 3.1% of accidents are fatal in lit conditions, rising to 4.9% in areas without street lights.

iLamp.com
ILOCX.com/iLamp



Follow us
[@officalilamp](https://www.instagram.com/officalilamp)

ConFlowPower.com
Batteryware.com
PowerasaService.com
Droneready.com
Investinbatteries.com
ILOcasestudy.com

California, with one of the highest transportation budgets in the country, robust solar incentives, tax credits, and rebates, alongside a massive influx of funding from the Infrastructure Investment and Jobs Act, faces significant challenges such as increasing crime rates that are considerably above the national average, and concerns for pedestrian and road user safety as fatalities exceed national averages. This creates a unique and immense opportunity within the state.

iLamp is not just a streetlighting solution; it equips California with a comprehensive suite of strategies designed to unlock significant economic benefits, enhance public safety, reduce crime and establish a robust technological platform that attracts American tech innovators and developers. This positions iLamp as a catalyst for disseminating their solutions on a global scale.

Lamp Sales: iLamp's autonomous operation alleviates strain on the power grid through innovative cylindrical solar panels, and its modular design enables the integration of various sensors, hardware, and software solutions that improve pedestrian and road user safety. This aligns with California's goals to promote solar energy, enhance grid resilience, and reduce traffic fatalities. Its adaptable design also allows for seamless integration with local systems, making it a key component of urban street furniture.

Utilities: The Power as a Service (PaaS) model, where customers pay for the clean energy generated and used by the device, sets a precedent for existing utilities to adopt sustainable practices, beginning with iLamp. This approach paves the way for new utilities focusing on local clean energy production, detailed billing, and dynamic on-device management, which is critical in a state leading the charge in renewable energy adoption.

Local Rights: iLamp's commitment to local manufacturing drives job creation across various sectors, from production to maintenance. By leveraging California's rich pool of talent and resources, it supports economic growth and regional prosperity. The potential for sub-licensing rights for specific regions or sectors further expands revenue generation opportunities, ensuring that the benefits of iLamp's technology stay within the state.



Creativity is the power to correct the seemingly unconnected.

- William Plomer

California Crime

31% Above Avg.

California Road Fatalities

15% Above Avg.

California Area

155,812 Sq Mi

Enhanced lighting leads to significant and sustained reductions in both night and daytime outdoor crimes with a benefit cost ratio of 5.1-10.8.

Street lighting is the largest single source of carbon emissions from local governments, typically 30-60% of their total emissions.

On residential roads 3.1% of accidents are fatal in lit conditions, rising to 4.9% in areas without street lights.

Technology Platform: As California continues to be a major technology hub, iLamp California is set to acquire and channel these hardware and software solutions into the extensive iLamp distribution network, which spans multiple territories worldwide. This creates additional profitable revenue streams from technology sales and markups, positioning California as a leader in smart city innovations.

iLamp is more than just a product; it is a pathway to innovation, security, and economic progress. Addressing key issues like grid efficiency, renewable energy integration, and pedestrian safety, it represents California's progressive vision for a safer and more sustainable urban environment.

iLamp's commitment to local manufacturing in California drives job creation across various sectors and supports regional prosperity, aligning with the state's leadership in technological innovation and renewable energy. Its advanced street lighting solutions significantly enhance public safety by reducing crime, which also boosts property values in well lit neighborhoods. The modular design of iLamp supports health improvements through environmental monitoring and hazard warnings, while also offering diverse revenue streams through sub licensing, lamp sales, and Power as a Service. As part of the Conflow Power family, all licensees gain access to continuous growth and innovation opportunities.

This dynamic expansion offers the perfect environment for streetlights to be upgraded across the state with future proof, innovative iLamp's that can be integrated into new developments, parking lots, campuses, shopping centers, residential neighborhoods, pedestrian areas, parks and recreation grounds, sports venues, arenas, and business parks across California.

California's willingness to adopt smart, eco friendly and cost effective solutions, coupled with the pressing need to address higher than average crime rates and road fatalities, underscores the necessity of iLamp. By transforming neighborhood safety across its vast 155,812 square miles, iLamp can play a pivotal role in shaping California into a secure, sustainable, and technologically advanced urban landscape.

The iLamp

What is iLamp?

iLamp is a groundbreaking, self powered, modular, and enhanced lighting solution designed to address multiple urban challenges. By integrating autonomous power generation capabilities, and monetizing them iLamp is easy to install anywhere and alleviates grid strain, contributing to energy sustainability. By using Power as a Service to bill for this energy, iLamp generates its own revenue. Its modular design supports a wide range of smart city applications, offering further monetization opportunities and revenue streams and making it a future proof solution for urban infrastructure.

Equipped with low profile, cylindrical solar panels, iLamp harnesses renewable energy, storing it in batteries for efficient distribution. This setup powers street lighting but also supports various smart sensors and modules, eliminating transmission costs and reducing emissions to zero.

Each iLamp is customizable to meet the needs of different neighborhoods—supporting add-ons like 5G WiFi, traffic management, CCTV, environmental sensors and a plethora of other modules, sensors and software. This modularity ensures a quick, plug-and-play setup, making it adaptable and future proof and providing licensee's with various upsells and benefits.

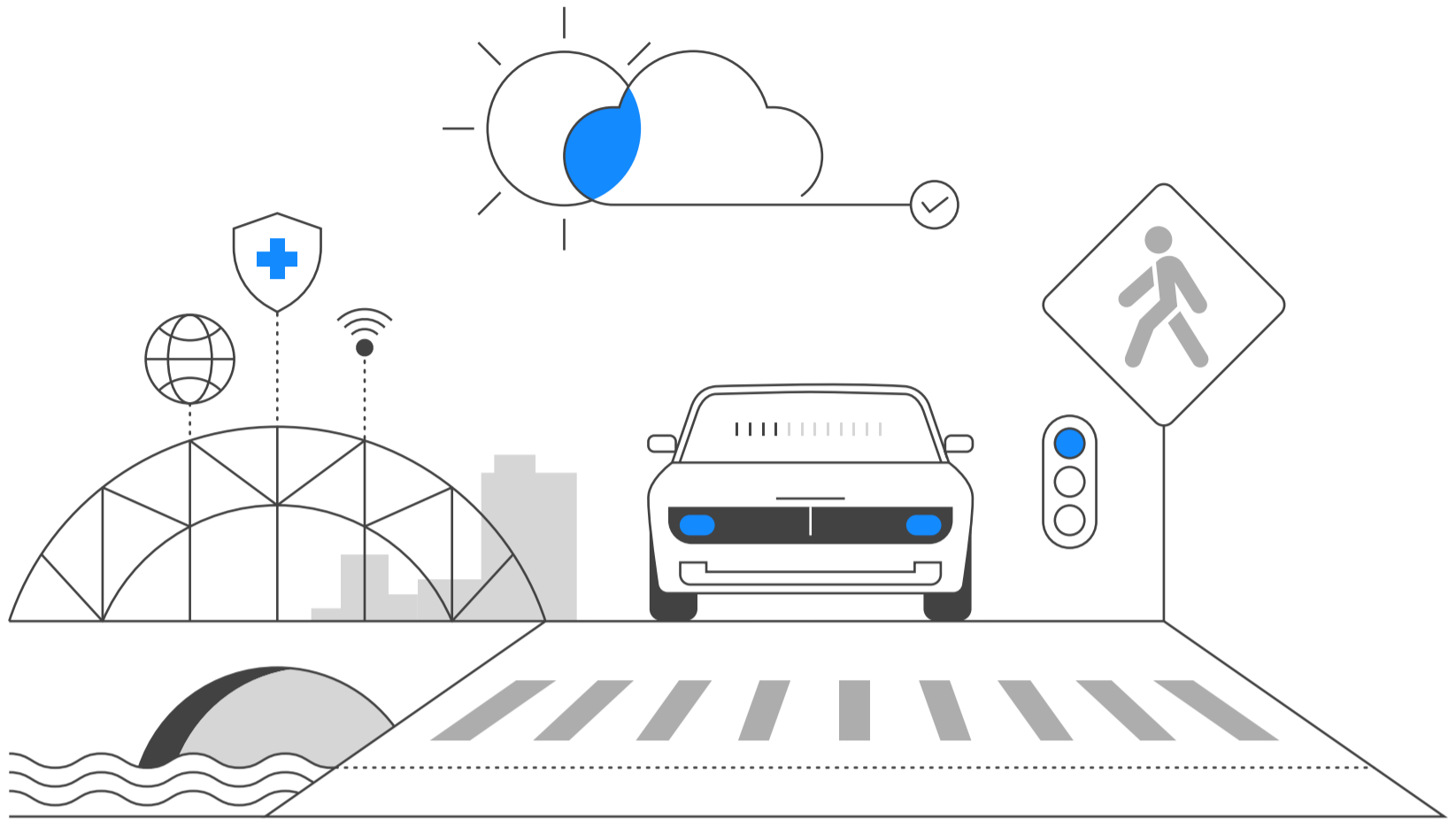
iLamp qualifies as enhanced street lighting, which has been shown to reduce crime by 20-40%. Implementing iLamp can therefore significantly reduce various crimes and improve public safety which improves quality of life and stimulates local economies.

Through its App and Module Stores, iLamp is a dynamic framework for unlocking hardware and software ingenuity, similar to how Google Play and Apple App Store revolutionised smartphones capabilities.

iLamp is not just a streetlight; it is a comprehensive urban solution and strategy designed to enhance safety, sustainability, and spur economic growth. By leveraging advanced technology and modular design, iLamp offers a future proof infrastructure that adapts to evolving needs, making countries, cities, towns and neighbourhoods around the globe safer, more attractive, and better connected.

Whether through crime reduction, safety, economic stimulation, or health and environment benefits, iLamp stands as a beacon of innovation in urban development, illuminating the future it unlocks.





The iLamp

Why iLamp?

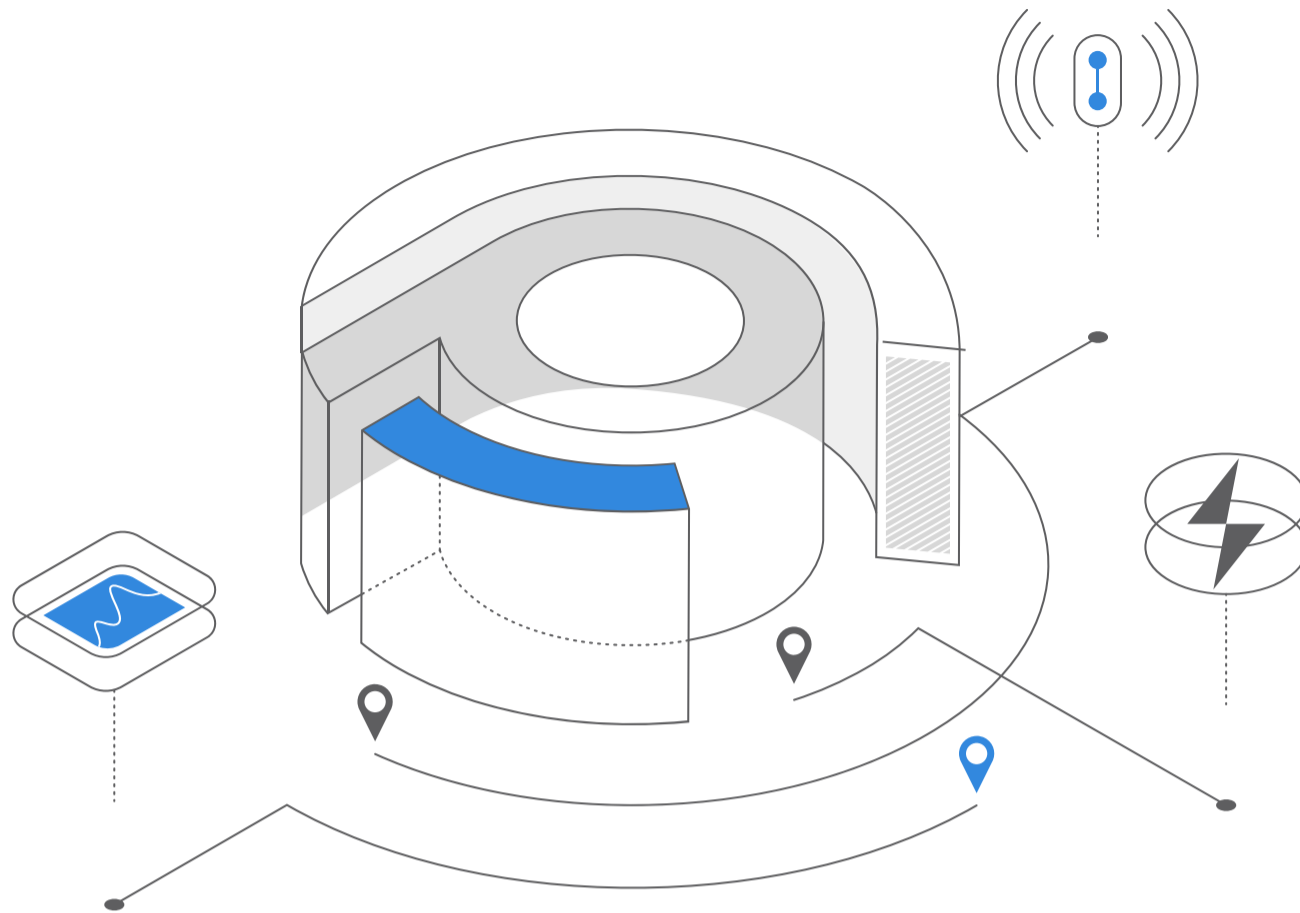
iLamp has a transformational effect on communities making them safer, more prosperous, social and desirable. It is the single most cost effective improvement any country, city, town or neighbourhood can make, offering multifaceted benefits that dramatically outweigh its costs.

Saves Lives: On both streets and the road. Pedestrian and driver fatalities are 58% more likely on unlit roads. By providing enhanced illumination iLamp protects both the community and road users.

Decreases Crime: iLamp improves visibility, studies have shown that this enhanced street lighting leads to sustained reductions in crime rates of over 40%. Implementing iLamp improves crime rates, deters potential crimes, creating safer, more welcoming public spaces that can be used after dark, encouraging outdoor activities, social interactions and commerce.

Increases Property Values: Street lighting correlates with increased property values - with each 1% reduction in crime leading to an approximate 0.5% to 1% increase in property values.

Creates Jobs: iLamp sublicensing creates and inspires local jobs that keep money within the communities they serve, creating a virtuous cycle. Sublicensing can be made available down to a neighbourhood or zip code level.



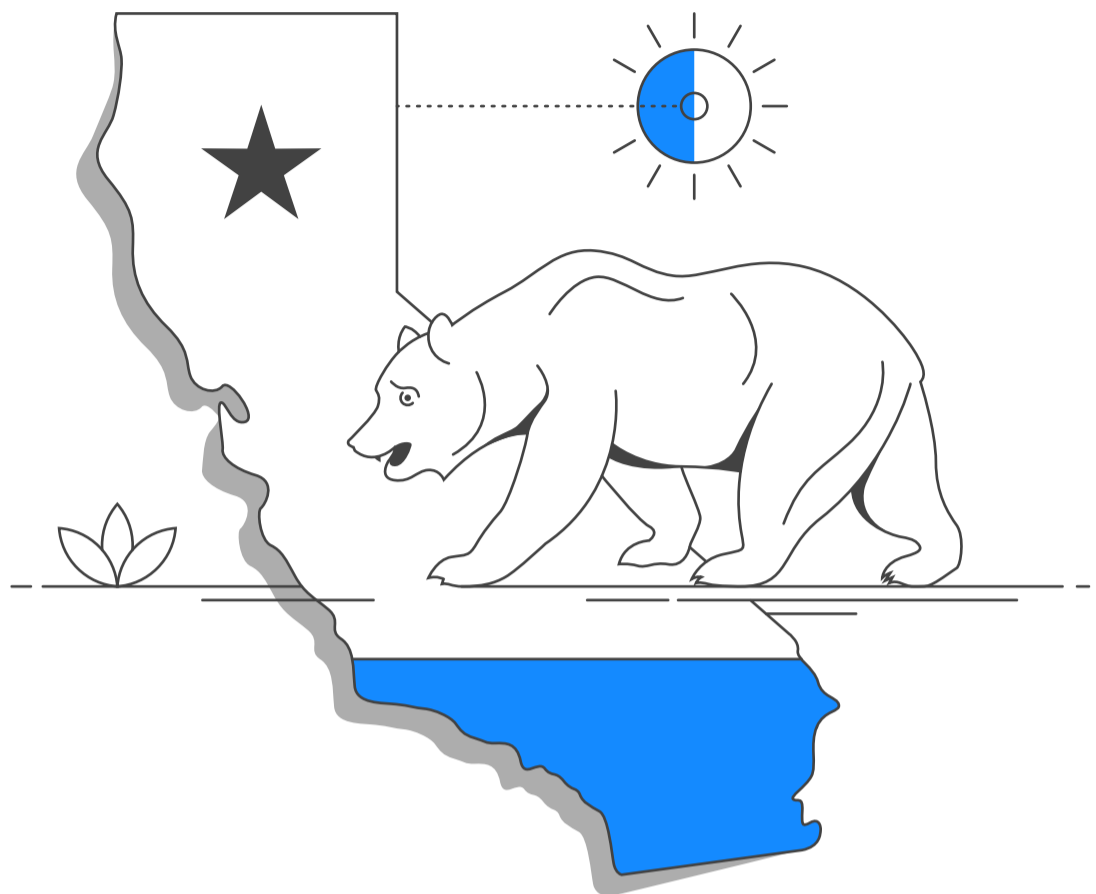
The Power of Conflow

Flagship Product of a Global Technology Aggregator

iLamp is the flagship product of the Conflow Power Group, a company with extensive global manufacturing capabilities, years of experience in product development, electronics, technology aggregation and strategy. Conflow Power Group focuses IoT and smart city solutions, owning several key technologies that make iLamp possible, ranging from advanced electronic modules and power management systems to battery monitoring, automatic lighting, LED technologies and software.

Conflow Power Group collaborates with several external developers to adapt their technologies for iLamp, providing a comprehensive development kit and specifications to support these innovations. This collaboration has led to a robust, established ecosystem surrounding every key aspect of streetlighting. Additionally, iLamp integrates a variety of smart city applications, making it the most comprehensive streetlighting solution available.

The company is committed to future innovation, with several new products in development, continually enhancing the capabilities and applications of iLamp. This ensures that iLamp remains at the forefront of smart city technology, offering unmatched performance and versatility in lighting solutions. iLamp is not only a product, but a strategy that has spawned an entire ecosystem of revenue generating activity for license holders to participate in.



The Californian Opportunity

California, a state rich in cultural diversity and iconic landscapes, is embracing a significant transformation in its urban infrastructure, aligning with its dynamic evolution in technology and innovation. The introduction of iLamp to the California market is set to create a powerful synergy between the state's drive for modernization and the global movement towards smart city advancements.

Harmonizing with the Tech Landscape:

Manufacturing and energy are crucial to providing jobs and increasing quality of life across California. The state's dedication to technological advancement, particularly in its manufacturing and energy sectors, is widely recognized. iLamp California aims to become a central figure in this technological shift, blending the state's manufacturing strengths and unique innovations into iLamp's extensive distribution network. This strategic initiative is designed to showcase California's tech expertise on an international stage, enhancing licensee profitability through global sales and technology exchanges.

Grid Resilience and Sustainable Transformation:

In California, where energy needs are rapidly evolving, the balance between modernization and sustainability is critical. iLamp emerges as a leader in this

area, offering a self-sufficient lighting solution that bolsters resilience and advances security. It represents a significant step towards safe and sustainable urban living across the state.

Power-as-a-Service (PaaS) Model: A Leap into the Future:

iLamp's Power-as-a-Service model is transformative for California's energy providers, launching them into the future of clean energy and intelligent utilities. This model represents a revolutionary shift from traditional power distribution to a system that prioritizes local generation, efficiency, and innovation in energy management.

New Revenue Avenues and Technological Integration:

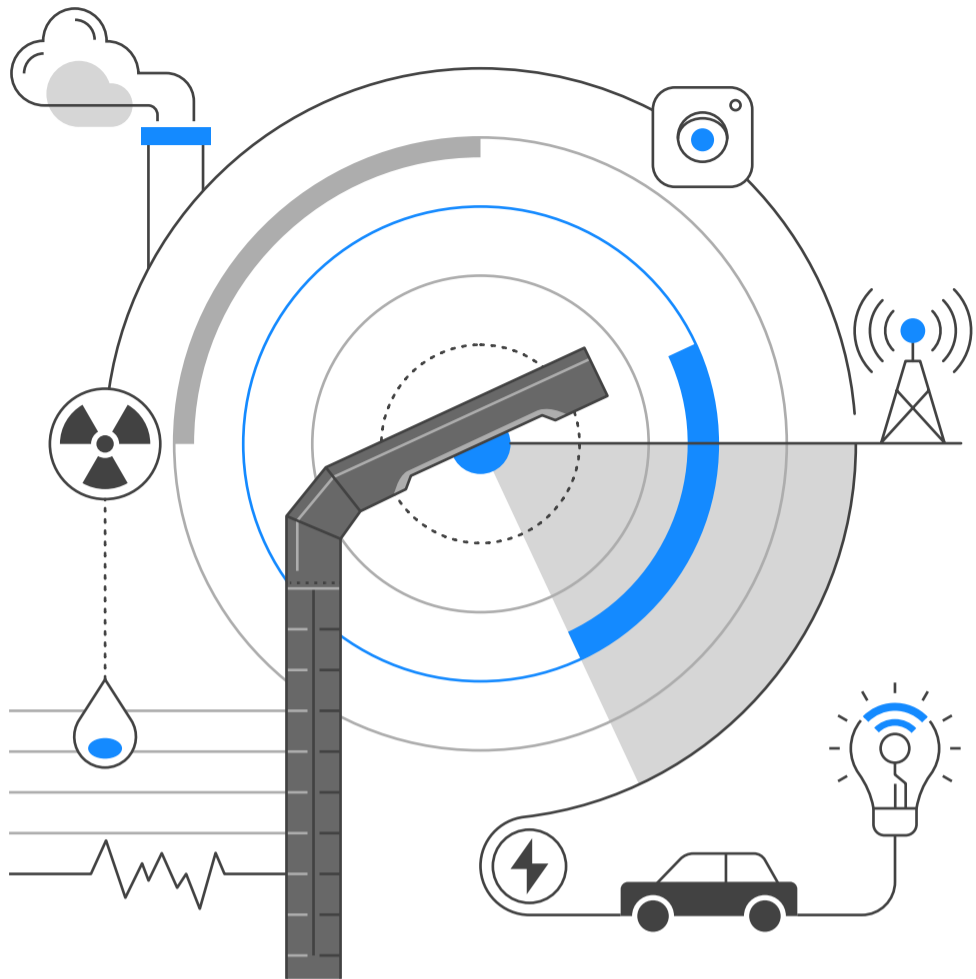
iLamp's modular design paves the way for groundbreaking technological integration, where California's innovations are made available to iLamp buyers and owners globally. This taps into California's burgeoning tech sector, fostering new revenue streams and ensuring each iLamp unit becomes a hub of high-tech solutions that contribute to the digitalization of Californian cities.

Public Safety, Health, and Connectivity:

iLamp aligns with California's goals for enhanced public safety and health, potentially integrating into statewide safety networks. Its multifunctional capabilities ensure brightly lit streets and support public health and environmental monitoring. Additionally, its communication modules could form the backbone of California's digital infrastructure, enhancing connectivity across the state.

Economic Benefits and Reach Beyond Urban Areas:

The economic potential of iLamp in California is significant, with the capacity to extend beyond major urban centers like Los Angeles, San Francisco, and San Diego, reaching into suburban and rural areas. This holistic approach ensures a consistent and advanced technological presence throughout the state, illuminating every corner with smart, efficient solutions.



Public security and health



Road Safety & Traffic

iLamp improves road safety, decreasing road fatalities of both road users and pedestrians. iLamp's optimal lighting enhances safety during peak low light hours and adverse weather conditions. Modular camera and communications systems can help monitor traffic, detect potential hazards, and improve response times to accidents, improving road safety and reducing traffic.



Pedestrian Safety & Crime Deterrence

iLamp deters crime and increases pedestrian visibility by providing lighting in areas such as sidewalks, crosswalks, and public transportation stops. Modular cameras can be used to monitor pedestrian movement and help identify potential hazards or security threats in real time ensuring safer pedestrian environments.



Weather Monitoring Module

Weather sensors can detect changing weather conditions, such as storms, fog, rain, or snow, and adjust the intensity and distribution of light accordingly. This adaptability enhances visibility for drivers and pedestrians in adverse weather conditions, further improving public safety.

 **Air Quality**

Air quality monitoring can help track pollution levels in real time, allowing authorities to implement appropriate measures to limit exposure and maintain a healthy environment. By monitoring and addressing air quality concerns, iLamp contributes to improved broader public health and well being.

 **Communications**

Communication modules can both expand telecoms coverage and facilitate the transmission of critical information to the relevant authorities and emergency services in case of accidents or security incidents. creating a comprehensive and interconnected network enabling authorities to monitor and manage various aspects of urban living more effectively. This network of sensors can lead to improved decision making, more efficient use of resources, and a better understanding of the

 **Light Pollution Reduction**

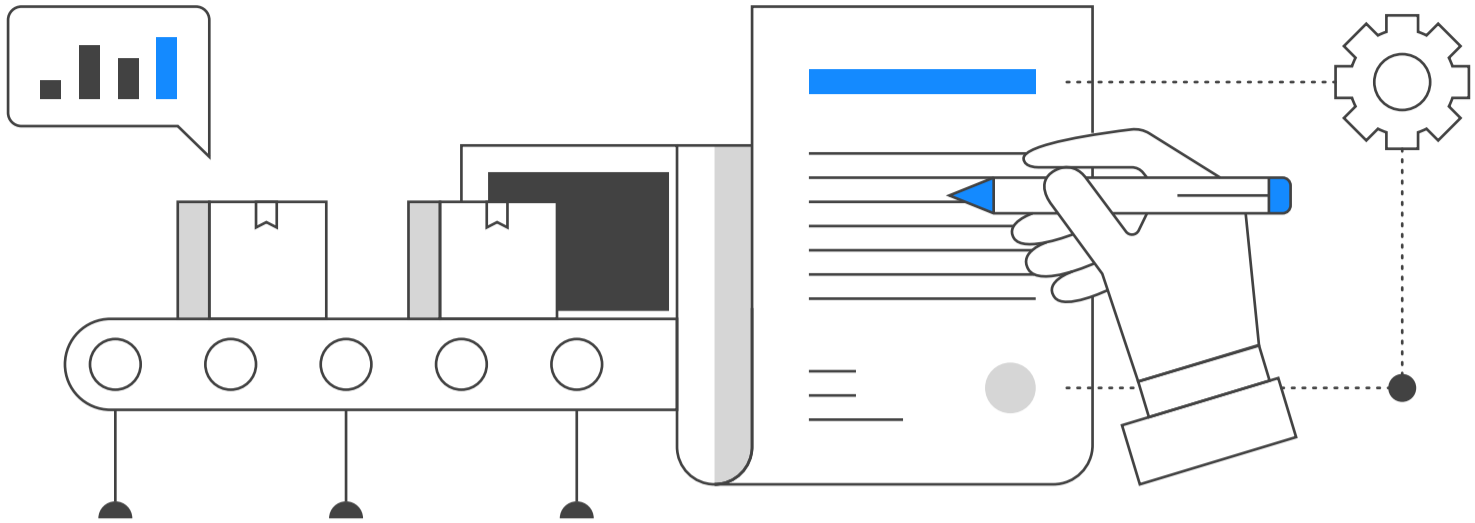
The adaptive lighting capabilities of iLamp can minimize light pollution by adjusting brightness levels according to the time of day and surrounding conditions. This can contribute to a better night-time environment, reducing the impact of artificial light on wildlife and human health.

 **Integration with Existing Infrastructure**

iLamp technology can integrate with existing sensors and infrastructure, allowing for enhanced data collection and analysis. By connecting iLamp with sensors a modules facilitating parking, traffic management, telecommunications structural, UV and noise monitoring, fire, leak and flood detection, grid management and many more.

 **Public Protection**

iLamp can host smoke, gas, gunshot detection, thermal imagine and communications modules, enabling the quick detection of public safety hazards, such as wildfires, shootings, gas leaks or explosions, these can then be relayed in real time via the communication module to the relevant authorities, enabling faster, more targetted and data driven responses.



License holder benefits

1. First Refusal on Conflow Power Group Innovations:

Territorial holders will be at the forefront of any technological advancements or innovations developed by the Conflow Power Group. This means that before any new feature, product, or service is rolled out to the broader market, territorial holders have the exclusive opportunity to adopt, integrate, or decline them. This not only provides an edge over potential competitors but also ensures that each territory is equipped with the latest in energy and infrastructure solutions.

2. Local Manufacturing Capabilities:

One of the standout privileges for territorial holders is the ability to establish local manufacturing units. This initiative not only contributes to local economic growth but also ensures quicker response times for installations, maintenance, and replacements. With local manufacturing, territorial holders can control the quality, reduce delivery times, and tailor-make solutions suitable for their region's specific needs.

3. Comprehensive Rights Granted

Rights to manufacture, distribute, market, sell. iLamp. Rights to operate the iLamp App and Module stores. Rights to operate PaaS contracts. Rights to a supply line for a guaranteed number of lamps.

Competitive Edge Against iLamp HQ:

By establishing local manufacturing, territorial holders, depending on local market conditions, may be able to produce iLamps at competitive prices, thereby posing healthy competition to iLamp HQ via the allowed sale of

these lamps to other territories. This encourages market dynamics that can lead to additional revenue streams, as well as continuous improvements in the product, better pricing strategies, and an overall enhanced offering for end customers.

4. Access to Wider Network of Territorial Rights Holders:

Being a territorial rights holder means more than managing a region; it's an entry point into a global network of iLamp territories. This worldwide community unlocks avenues for collaborative projects and joint ventures but also creates a global marketplace where territories can showcase their own modules, technologies and solutions.

5. Distributing Locally Developed Technologies:

Territorial holders aren't restricted to what iLamp or Conflow offers. They can innovate, create, or license their own technologies for integration into the local iLamps. Once developed, they can distribute these innovations to other territorial holders both nationally and internationally. This not only diversifies their revenue stream but also places them in a position of influence within the iLamp community.

6. Charging Margins on Distributed Technologies:

When distributing their locally developed or licensed technologies to other territories, holders can charge a margin on those solutions. This is a direct revenue generation model that rewards innovation and the entrepreneurial spirit of the territorial holder.

7. Early Mover Advantage:

Territories that adopt iLamp's solutions early will naturally have a head start. As pioneers they gain first hand experience, establish best practices, and develop a robust infrastructure that later entrants will look to emulate. This experience positions them strongly not just as market leaders in their territories but also as potential consultants or partners for newer entrants.

8. Preferential Rates on Modules and Software Solutions:

One of the defining advantages for territorial holders is access to preferen-

tial rates on various modules and software solutions. iLamp HQ, recognizing the strategic importance of territories and their contribution to the global ecosystem, extends these rates as a token of partnership and collaboration.

When iLamp HQ or any other territory negotiates with third-party vendors or develops in-house solutions, the benefits of bulk purchasing or shared development costs are passed on to the territorial holders. This means lower acquisition costs, which can be a substantial financial benefit.

9. Collective Bargaining Power:

The collective might of all the territorial holders allows them to exert a greater influence when negotiating rates or features with software and module providers. This collaboration ensures that all territories, irrespective of their individual size or bargaining power, get to leverage the combined strength of the entire iLamp community.

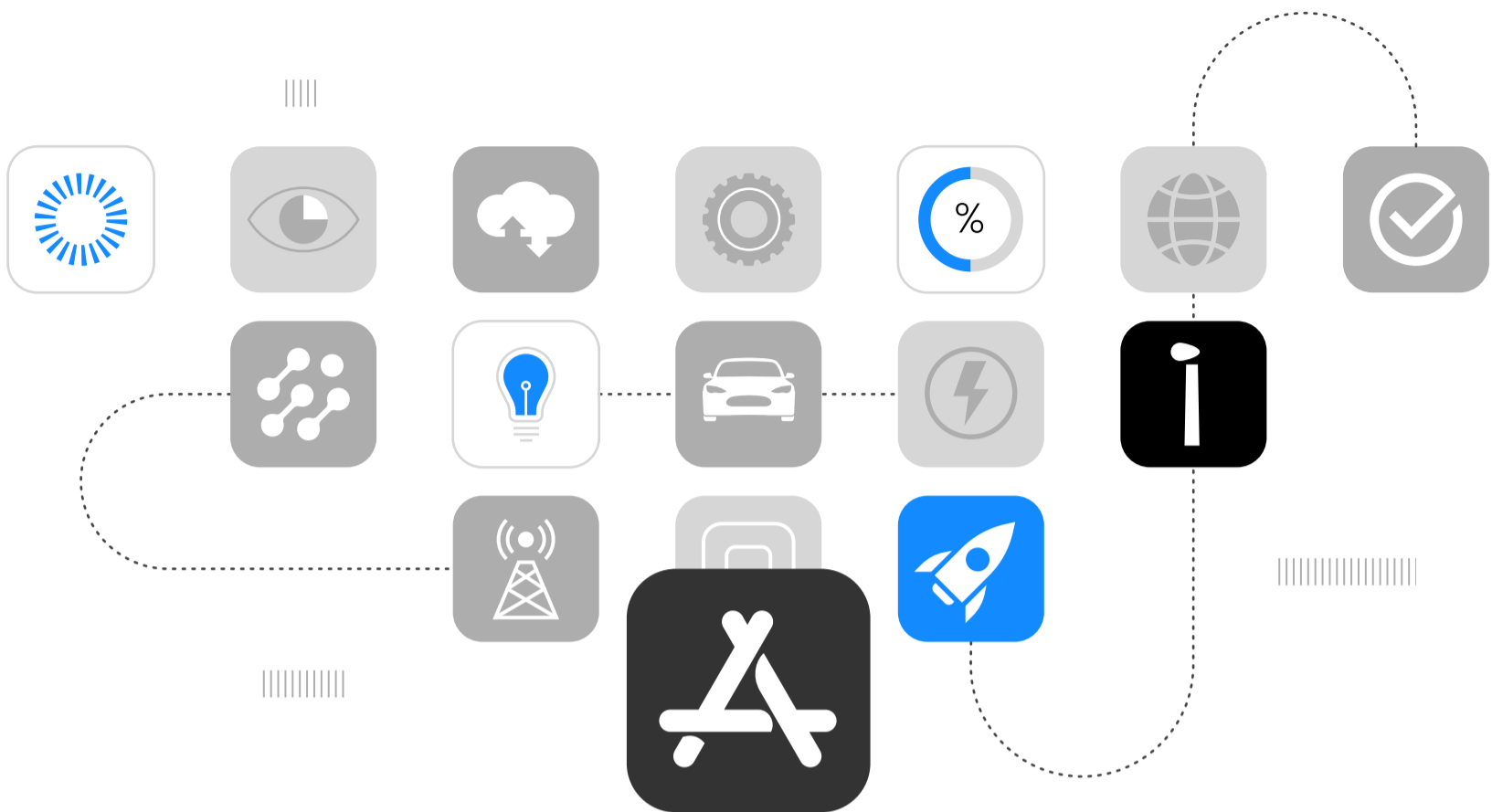
10. Access to a Repository of Solutions:

Territorial holders will have access to a vast repository of modules and software solutions developed or sourced by iLamp HQ and other territories. This curated collection ensures that territories do not have to start from scratch or waste resources in reinventing the wheel. They can simply choose from tried and tested solutions, making the deployment faster and more efficient.

11. Continuous Updates and Upgrades:

Technology is ever-evolving, and in the world of smart urban solutions, staying updated is crucial. Territorial holders will continuously receive updates and upgrades on the modules and software solutions from both iLamp HQ and other territories. This ensures that the iLamp infrastructure in each territory remains modern, efficient, and in line with the latest technological advancements.

Territorial holders of iLamp are in a prime position to not just capitalize on the opportunities provided by Conflow Power Group but also to shape the future direction of energy solutions in their region. Their benefits extend beyond revenue generation to establishing a stronghold in the ever-evolving



iLamp App Store for Urban Innovation

iLamp stands at the forefront of urban technological evolution, akin to how the Google Play and Apple App Store redefined the landscape of software applications. iLamp transcends its primary function, unfolding as a dynamic framework for both hardware and software ingenuity.

Innovative Solutions

In the iLamp ecosystem combinations of hardware and software create transformative solutions for urban challenges. For instance, integrated microphones in iLamps enable a software application for gunshot detection and triangulation, providing precise location data for rapid law enforcement response, enhancing public safety. Similarly, iLamps equipped with smoke and heat sensors can detect early signs of forest fires, allowing for prompt alerts to residents and emergency crews, significantly mitigating fire damage and safeguarding communities. Motion sensors and cameras on iLamps optimise traffic flow through AI-driven analysis of traffic patterns, reducing congestion and accident risks, and contributing to a more environmentally friendly urban environment. These examples exemplify iLamp's potential in revolutionising urban living through smart, integrated technology solutions.

Empowering Local Innovation, Impacting Globally

While iLamp's immediate influence is local, enhancing public spaces with smart lighting, its potential for global technology dissemination is significant. This model encourages local developers to contribute to a growing repository of modular solutions, potentially setting new standards in urban technology and smart city development.

Creating a Sustainable Ecosystem

The beauty of the iLamp model lies in its economic and collaborative structure. Territorial holders stand to gain considerably, capturing over 20% of the revenue from apps developed in their region, incentivising territorial holders to promote innovation within their locale but also allowing them to include these novel solutions in their sales pitches, thereby broadening their offer to clients. This creates a symbiotic ecosystem where territorial holders, developers, and end-users benefit mutually.



Intelligent Lighting

iLamp's intelligent lighting app ensures the correct lighting level for the area it's positioned in, adapting to visibility and weather.



Power As A Service

PaaS redefines how energy is generated, distributed, and monetized on each iLamp.



Communications Billing

Communications billing enables each module to pay only for the data it uses, as well as for open WiFi network billing.



Batteryware Monitoring And Optimisation

BatteryWare conducts comprehensive monitoring, and real-time analysis to ensure optimal battery conditions.



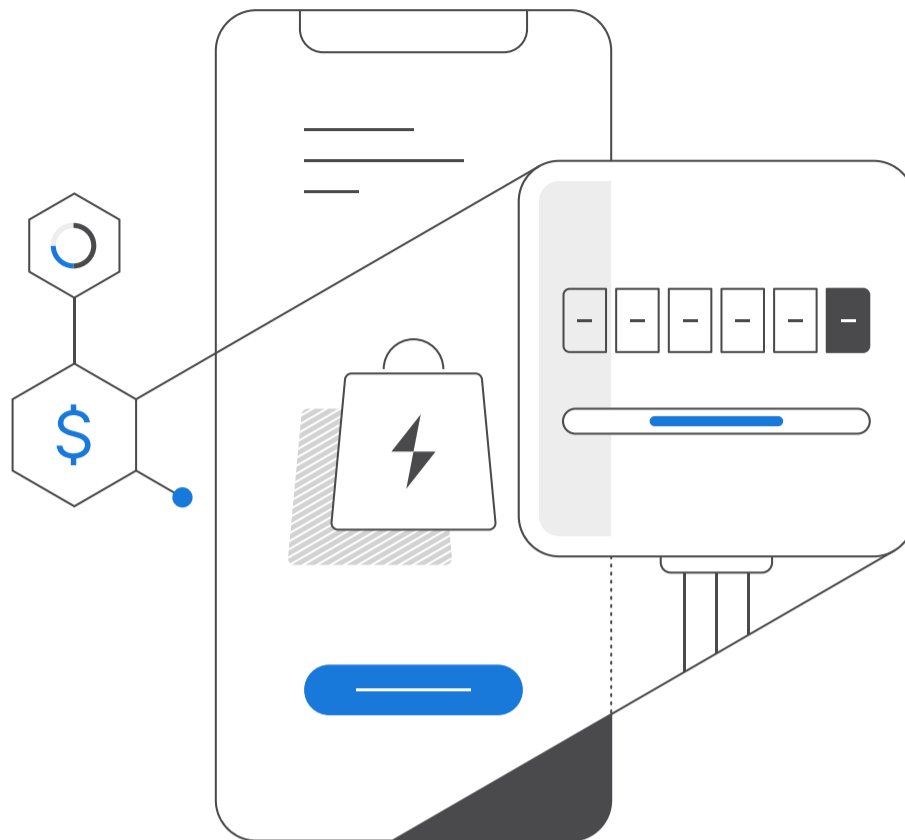
Video Surveillance

Video surveillance enables remote real time monitoring, motion detection, high definition video, smart alerts and integrations.



Weather Monitoring

Weather monitoring uses environmental sensors to act as a local weather station, relaying real time data to stakeholders.

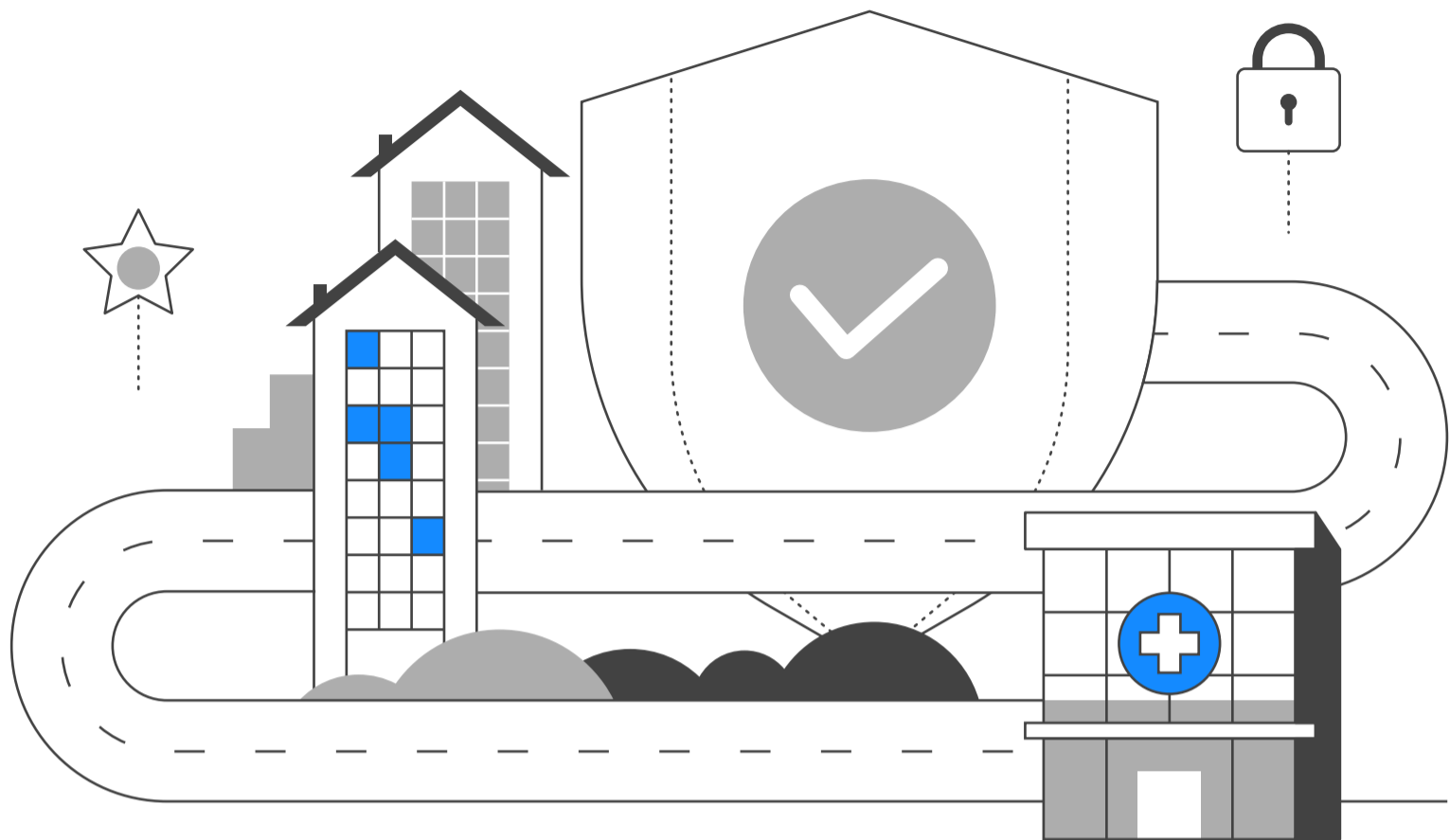


Power as a Service

Power as a Service (PaaS) is a payment processor connected to an energy management and distribution solution which was designed from the ground up to manage clean kilowatt hours (kWh) of locally produced and consumed power. PaaS enables the generation, metering, and monetization of this localised power on a decentralized basis between varied stakeholders.

Each iLamp unit is equipped with solar panels that harness renewable energy, storing it in batteries for efficient distribution. This setup not only powers the streetlighting but also supports a variety of smart sensors and modules. These modules may include cameras, environmental sensors, weather stations, and telecommunications devices which all use power, and all may have separate billing accounts with PaaS. By metering energy generated and consumed by each device PaaS enables a new paradigm where power can be locally generated for local consumption, eliminating transmission costs and emissions to near zero.

Under the PaaS model, the iLamp licensee can create PaaS contracts that delineates roles for both power suppliers and power users. Much like traditional utility models, these contracts enable accurate billing based on actual energy consumption, this is a significant step towards redefining how energy is generated, distributed, and monetized in the modern era and a crucial extra revenue stream which can be explored by iLamp licensees.



Enhanced Street Lighting

California has a growing crime rate, making it crucial to implement effective crime prevention strategies.

Studies have shown that improved/enhanced street lighting reduces crime by 20-40%, making enhanced lighting the single most effective way to lower crime while also increasing pedestrian and road safety.

Specific studies indicate:

UK Home Office: 20% reduction in crime, including vehicle-related crimes.

U.S. Study: Published in *Criminology & Public Policy* showed 45% reduction in nighttime index crime and a 39% reduction in daytime index crimes following enhanced lighting installation.

Enhanced street lighting could lead to a significant reduction in crime rates, potentially by 20-30%. This includes reductions in various types of crimes such as vehicle theft, property crimes, and violent crimes.

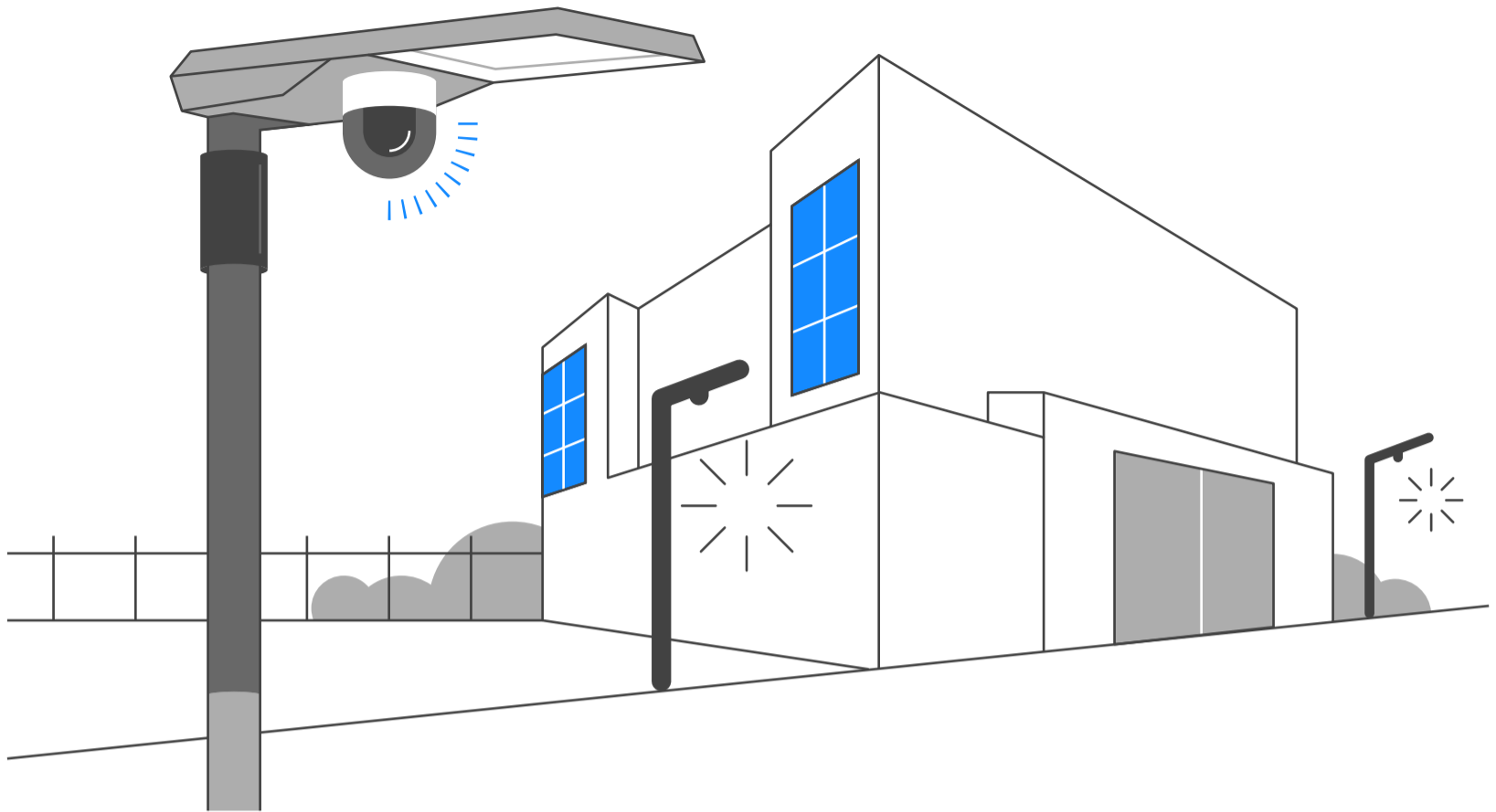
For every 1% reduction in overall crime, a 0.5% to 1% increase in property values is expected.

Enhanced lighting not only increases property values significantly in previously unlit or poorly lit areas but lead to further economic stability and growth by attracting businesses and improving the quality of life for local residents. The increase in property values and improved safety drive more investments in the local infrastructure and services.

Better lit streets improve the perception of safety, leading to increased outdoor activities and community engagement and enhance the effectiveness of other crime prevention measures, such as CCTV surveillance.

To support the implementation of enhanced street lighting, a comprehensive database containing data on crime rates and property values has been compiled. This helps in identifying high crime areas that would benefit most from enhanced lighting, evaluating the cost effectiveness and impact of enhanced lighting projects and monitoring the long-term effects on crime rates and property values.

Enhanced street lighting presents a promising strategy for California to improve public safety, reduce crime, and boost property values. Given the continent's rapid growth and active real estate market, investing in such infrastructure yields substantial benefits, making neighborhoods safer and more attractive to residents and businesses.



The iLamp Effect

Imagine a neighbourhood with above average crime, where after dark the streets feel unsafe and are inadequately lit.

People avoid the area, the perceived danger deters people from frequenting local businesses, which in turn close earlier or shutter permanently. The neighborhood loses its vibrancy and appeal, leading to declining property values and further disinvestment. People leave for brighter pastures.

Now imagine iLamp's are installed, their enhanced lighting and cameras begin to deter crime, first due to the lighting, monitoring, and then due to the larger presence of people who now feel safe walking the streets.

This reduction in crime leads to a domino effect: as people feel safer, they are more likely to walk around, visit local businesses, and participate in community activities. This increased presence of people further deters criminal behavior, creating a safer and more welcoming environment.

Better street lighting also contributes to road safety. Well lit streets significantly reduce the likelihood of traffic accidents and pedestrian casualties. Emergency services, including police, firefighters, and medical personnel,

benefit from improved visibility, allowing them to navigate the area more efficiently and locate incidents quickly. This enhanced response capability saves lives and mitigate the severity of emergencies.

As safety improves, the community begins to experience a revival. People start to move into the area, attracted by the now safer and more appealing environment. This influx of residents drives up property values and stimulates the local economy. Businesses extend their operating hours, taking advantage of the increased foot traffic and nighttime activity. Public transportation becomes more accessible and reliable, allowing residents to shop, socialize, and commute safely after dark. This increased mobility to a higher quality of life and a more vibrant community atmosphere.

iLamp is not only functional, but aesthetically pleasing. They can be positioned to highlight architectural features and are designed to minimize light pollution, creating a pleasant nighttime atmosphere.

iLamp modules make each lamp future proof, and can tailored to the community's needs. For instance, environmental sensors can help allergy sufferers by providing real-time air quality data. Other modules can offer early warnings for forest fires, gas leaks, and extreme weather events, enhancing overall safety and preparedness.

This story is backed by the hard evidence of communities around the world that have undergone this transformation:

The Impact of Street Lighting on Crime, Fear, and Pedestrian Street Use - by Kate Painter - Institute of Criminology, University of Cambridge, UK

https://popcenter.asu.edu/sites/default/files/137-painter-the_impact_of_street_lighting_on_crime_fear_an.pdf

College of Policing - Improved Street Lighting <https://www.college.police.uk/research/crime-reduction-toolkit/street-lighting>

Can deterrence persist? Long-term evidence from a randomized experiment in street lighting - Criminology and Public Policy



iLamp Sales, Installs, and Maintenance

iLamp sales represent the largest revenue producing activity for licensees, providing them with a lucrative opportunity in the rapidly growing smart lighting market. To support sales efforts, iLamp offers comprehensive resources including sales proposals, branding kits, detailed product information, and benefit training resources. Additionally, licensees receive guides on available grants and best practices for approaching towns, counties, and municipalities, ensuring they are well-prepared to begin sales activities immediately.

iLamp products can be sold to a diverse range of public and private entities. Potential clients include public streets and highways, educational campuses, parks and recreational areas, parking lots, hotels and resorts, industrial estates and factories, hospitals and healthcare facilities, residential developments, train stations and railway networks, airports and ports, shopping complexes and malls, small businesses, stadiums and arenas, pathways and cycleways, homeowners associations and many more.

This broad market base provides licensees with extensive opportunities to secure contracts and drive significant sales revenue.

iLamp has been engineered for ease of installation, requiring minimal manpower and equipment. This user-friendly design allows sales agents to offer efficient and cost-effective installation services. Installation guides and cost calculators are readily available from iLamp, ensuring that licensees can accurately estimate installation costs and streamline the installation process.

Sales agents have the flexibility to either control the installation process themselves or sublicense these services. By sublicensing, they can generate additional revenue through the sale of installation rights or by charging royalties on services rendered. This approach enables licensees to maximize their revenue potential and capitalize on every aspect of the sales and installation process.

Maintenance of iLamp systems is another key revenue stream for licensees. Similar to installation, maintenance services can be controlled directly by the licensee or sublicensed. Charging royalties on maintenance contracts provides a continuous revenue source, akin to receiving a commission on each contract. This ensures that licensees benefit not only from the initial sale but also from ongoing service agreements.

The combined revenue from sales, installation, and maintenance of iLamps is substantial. With a wholesale cost of \$5000 and a sale price of \$9000 per unit, a small installation project of 35 units can generate over \$300,000 in sales revenue alone. This significant profit margin underscores the financial viability and attractiveness of iLamp's business model for licensees.

iLamp's direct sales, installation, and maintenance services offer a robust business opportunity for licensees. By leveraging the comprehensive resources and support provided by iLamp, licensees can effectively penetrate the market, secure diverse contracts, and achieve substantial revenue growth.

Sublicensing Opportunity

Sublicensing is a powerful tool for iLamp California, enabling the immediate commencement of operations across the expansive state. This approach allows territorial holders to rapidly extend the iLamp business model to subterritories, fostering swift expansion and the potential for quick sales. The capacity for immediate sublicensing is critical in securing essential early-stage revenue, providing financial stability right from the start.

Territorial holders in California have the unique advantage of recruiting a team of local experts who bring an intrinsic understanding of the state's diverse and dynamic landscape. These individuals, empowered with the independence that sublicensing offers, can operate with significant autonomy. This autonomy encourages growth and innovation without the need for continuous oversight, fostering a dynamic team environment that is agile and acutely attuned to the specific needs of the California market.

By capitalizing on local expertise, iLamp California can engage with local professionals such as manufacturers, businesspeople, and regional specialists who have a deep understanding of their specific areas within the state. Sublicensing to these local experts ensures that iLamp's solutions are finely tailored to meet California's unique challenges and opportunities, thereby building trust and credibility within local communities.

Sublicensees in California are adept at navigating the state's bureaucracy, regulations, policies, and understanding cultural nuances and market dynamics. This proficiency leads to more effective market penetration while spreading operational risks among a broader base of stakeholders, lessening the financial and operational load on the primary license holder. This approach fosters local stakeholder engagement, creating a sense of ownership and commitment to iLamp's success, potentially leading to stronger advocacy and brand loyalty across California.

The sublicensing model is inherently scalable, enabling iLamp California to expand its reach across the state without the proportional increase in capital investment and resources typically required for such growth. The following price list provides an estimate of market prices as determined by leading financial institutions, tailored for the California market.

SUBLICENSING OPPORTUNITY



State	Population	Street Lights	Addresssable	Territory Price
Los Angeles	3,820,914	332,420	66,484	\$9,552,285.00
San Diego	1,388,320	120,784	24,157	\$3,470,800.00
San Jose	969,655	84,360	16,872	\$2,424,137.50
San Francisco	808,988	70,382	14,076	\$2,022,470.00
Fresno	545,716	47,477	9,495	\$1,364,290.00
Sacramento	526,384	45,795	9,159	\$1,315,960.00
Long Beach	449,468	39,104	7,821	\$1,123,670.00
Oakland	436,504	37,976	7,595	\$1,091,260.00
Bakersfield	413,381	35,964	7,193	\$1,033,452.50
Anaheim	340,512	29,625	5,925	\$851,280.00
Stockton	319,543	27,800	5,560	\$798,857.50
Riverside	318,858	27,741	5,548	\$797,145.00
Irvine	314,621	27,372	5,474	\$786,552.50
Santa Ana	310,539	27,017	5,403	\$776,347.50
Chula Vista	274,333	23,867	4,773	\$685,832.50
Fremont	226,208	19,680	3,936	\$565,520.00
Santa Clarita	224,028	19,490	3,898	\$560,070.00
San Bernardino	223,728	19,464	3,893	\$559,320.00
Modesto	218,915	19,046	3,809	\$547,287.50
Fontana	215,465	18,745	3,749	\$538,662.50
Moreno Valley	212,392	18,478	3,696	\$530,980.00
Oxnard	202,726	17,637	3,527	\$506,815.00
Huntington Beach	192,129	16,715	3,343	\$480,322.50
Glendale	187,050	16,273	3,255	\$467,625.00
Ontario	182,457	15,874	3,175	\$456,142.50
Elk Grove	178,444	15,525	3,105	\$446,110.00
Santa Rosa	175,845	15,299	3,060	\$439,612.50
Rancho Cucamonga	174,405	15,173	3,035	\$436,012.50
Oceanside	170,020	14,792	2,958	\$425,050.00
Garden Grove	168,234	14,636	2,927	\$420,585.00
Lancaster	166,236	14,463	2,893	\$415,590.00
Palmdale	161,404	14,042	2,808	\$403,510.00
Corona	160,238	13,941	2,788	\$400,595.00
Salinas	159,506	13,877	2,775	\$398,765.00
Roseville	159,135	13,845	2,769	\$397,837.50
Hayward	155,675	13,544	2,709	\$389,187.50
Sunnyvale	151,967	13,221	2,644	\$379,917.50
Escondido	148,122	12,887	2,577	\$370,305.00
Pomona	145,502	12,659	2,532	\$363,755.00
Visalia	144,998	12,615	2,523	\$362,495.00
Fullerton	139,250	12,115	2,423	\$348,125.00
Torrance	139,224	12,112	2,422	\$348,060.00
Victorville	138,869	12,082	2,416	\$347,172.50
Orange	138,337	12,035	2,407	\$345,842.50
Pasadena	133,560	11,620	2,324	\$333,900.00
Santa Clara	131,062	11,402	2,280	\$327,655.00
Clovis	125,826	10,947	2,189	\$314,565.00
Simi Valley	125,113	10,885	2,177	\$312,782.50
Thousand Oaks	123,463	10,741	2,148	\$308,657.50
Vallejo	122,807	10,684	2,137	\$307,017.50
Concord	122,315	10,641	2,128	\$305,787.50
Fairfield	120,768	10,507	2,101	\$301,920.00
Berkeley	118,962	10,350	2,070	\$297,405.00

Antioch	117,096	10,187	2,037	\$292,740.00
Richmond	114,106	9,927	1,985	\$285,265.00
Carlsbad	113,495	9,874	1,975	\$283,737.50
Menifee	113,433	9,869	1,974	\$283,582.50
Murrieta	111,878	9,733	1,947	\$279,695.00
Temecula	110,682	9,629	1,926	\$276,705.00
Santa Maria	109,987	9,569	1,914	\$274,967.50
Ventura	109,058	9,488	1,898	\$272,645.00
Downey	108,816	9,467	1,893	\$272,040.00
Costa Mesa	108,354	9,427	1,885	\$270,885.00
Jurupa Valley	107,321	9,337	1,867	\$268,302.50
West Covina	105,617	9,189	1,838	\$264,042.50
El Monte	103,794	9,030	1,806	\$259,485.00
Rialto	103,391	8,995	1,799	\$258,477.50
El Cajon	102,991	8,960	1,792	\$257,477.50
Inglewood	102,865	8,949	1,790	\$257,162.50
Burbank	102,755	8,940	1,788	\$256,887.50
Vacaville	102,526	8,920	1,784	\$256,315.00
San Mateo	101,327	8,815	1,763	\$253,317.50
Chico	101,301	8,813	1,763	\$253,252.50
Hesperia	100,633	8,755	1,751	\$251,582.50
Daly City	99,833	8,685	1,737	\$249,582.50
Vista	98,344	8,556	1,711	\$245,860.00
Norwalk	98,078	8,533	1,707	\$245,195.00
Tracy	98,010	8,527	1,705	\$245,025.00
San Marcos	94,188	8,194	1,639	\$235,470.00
Merced	93,692	8,151	1,630	\$234,230.00
Chino	93,114	8,101	1,620	\$232,785.00
Indio	93,057	8,096	1,619	\$232,642.50
Redding	92,727	8,067	1,613	\$231,817.50
Hemet	92,368	8,036	1,607	\$230,920.00
Carson	91,139	7,929	1,586	\$227,847.50
Manteca	76,967	6,696	1,339	\$192,417.50
Compton	90,986	7,916	1,583	\$227,465.00
Mission Viejo	90,624	7,884	1,577	\$226,560.00
South Gate	90,070	7,836	1,567	\$225,175.00
Santa Monica	89,922	7,823	1,565	\$224,805.00
Westminster	88,729	7,719	1,544	\$221,822.50
Santa Barbara	86,499	7,525	1,505	\$216,247.50
Citrus Heights	86,239	7,503	1,501	\$215,597.50
Lake Forest	85,840	7,468	1,494	\$214,600.00
San Leandro	85,784	7,463	1,493	\$214,460.00
San Ramon	84,929	7,389	1,478	\$212,322.50
Folsom	84,782	7,376	1,475	\$211,955.00
Whittier	84,143	7,320	1,464	\$210,357.50
Hawthorne	83,364	7,253	1,451	\$208,410.00
Livermore	82,908	7,213	1,443	\$207,270.00
Total				\$55,024,707.50

The Market & Financials

California, with its unique blend of cultural diversity and rapid technological advancement, presents a dynamic market for infrastructure innovation. The state's commitment to modernization and sustainable urban planning provides an ideal environment for advanced infrastructure solutions like iLamp. The diversity of California, from its bustling cities to its vast rural areas, offers varied opportunities for street lighting solutions.

Market Segmentation

- By Area** : Urban (Los Angeles, San Francisco, San Diego) vs. Rural (Central Valley, Sierra Nevada regions)
- By Need** : Updating outdated infrastructure vs. New installations in developing urban districts
- By Application** : Public streets, highways, recreational areas, private complexes, and carparks

Digital Cities : With major cities like San Francisco and Los Angeles at the forefront of smart city development, California presents substantial opportunities.

Green Initiatives : California's commitment to green initiatives and wide availability of grants, incentives and rebates aligns perfectly with iLamp

Decentralized Systems : As California continues to struggle with blackouts and seeks to enhance its energy infrastructure, systems like iLamp that reduce the load on the grid are particularly advantageous.

Total Addressable Market (TAM):

The total number of public streetlights required in California is estimated at 4,485,632 using the Northeast Energy Efficiency Partnerships formula.

Serviceable Available Market (SAM):

Given California's diverse infrastructure needs and its openness to innovative technologies, targeting 20% of the TAM over 10 years.

FINANCIAL MODEL

Year	Territories Sold	Territory Sales Income	Royalties Received	Territory-Wise Revenue
1	Los Angeles, San Diego, San Jose	\$15,447,222.50	\$0.00	\$0.00
2	San Francisco, Fresno, Sacramento	\$4,702,720.00	\$2,612,557.85	\$29,028,420.52
3	Fremont, Santa Clarita, San Bernardino	\$3,248,382.50	\$3,448,675.38	\$38,318,615.31
4	Modesto, Fontana, Moreno Valley	\$2,447,282.50	\$4,051,867.15	\$45,020,746.10
5	Fremont, Santa Clarita, San Bernardino	\$2,248,732.50	\$4,528,980.27	\$50,322,003.01
6	Oxnard, Huntington Beach, Glendale	\$1,684,910.00	\$4,979,955.99	\$55,332,844.37
7	Ontario, Elk Grove, Santa Rosa	\$1,616,930.00	\$5,342,608.77	\$59,362,319.62
8	Rancho Cucamonga, Oceanside, Garden Grove	\$1,454,762.50	\$5,699,421.60	\$63,326,906.66
9	Lancaster, Palmdale, Corona	\$1,341,865.00	\$5,948,315.95	\$66,092,399.44
10	Salinas, Roseville, Hayward	\$1,281,647.50	\$6,355,456.82	\$70,616,186.90
Total		\$35,474,455.00	\$42,967,839.77	\$477,420,441.93

INCOME STATEMENT

REVENUES	YEAR ONE	YEAR TWO	YEAR THREE
Royalties received	\$0.00	\$2,612,557.85	\$3,448,675.38
Sublicense sales	\$15,447,222.50	\$4,702,720.00	\$3,248,382.50
Net Sales	\$15,447,222.50	\$7,315,277.85	\$6,697,057.88

COST OF GOODS SOLD	YEAR ONE	YEAR TWO	YEAR THREE
Cost of sales	\$1,000,000.00	\$731,527.78	\$669,705.79
Gross Profit	\$14,447,222.50	\$6,583,750.06	\$6,027,352.09

EXPENSES	YEAR ONE	YEAR TWO	YEAR THREE
Royalties paid	\$1,544,722.25	\$731,527.78	\$200,911.74
Selling & Marketing	\$2,162,611.15	\$1,024,138.90	\$937,588.10
Rent & Utilities	\$308,944.45	\$146,305.56	\$133,941.16
General & Administrative	\$772,361.13	\$365,763.89	\$334,852.89
Salaries & Wages	\$2,000,000.00		
Total Operating Expenses	\$6,788,638.98	\$2,267,736.13	\$1,607,293.89

OPERATING INCOME	YEAR ONE	YEAR TWO	YEAR THREE
Operating Income	\$7,658,583.53	\$4,316,013.93	\$4,420,058.20
Income Before Taxes	\$7,658,583.53	\$4,316,013.93	\$4,420,058.20
Income Tax	\$628,003.85	\$353,913.14	\$362,444.77
Net Income	\$7,030,579.68	\$3,962,100.79	\$4,057,613.43

iLamp California and the paradigm shift

iLamp is charting a groundbreaking path for California, with a vision that extends beyond merely entering the market to fundamentally reshaping it. A critical decision lies in determining how to allocate operational control within iLamp California versus the distribution of sublicenses. Direct management could lead to substantial profits and greater control over profit margins. However, collaborating with skilled local entities could accelerate market penetration, leading to faster revenue growth and providing an immediate influx of revenue.

Additional income opportunities emerge by leveraging California-born hardware and software innovations, creating a comprehensive ecosystem of solutions. Through iLamp's extensive distribution network and app store, these innovations can reach new markets, each generating lucrative new revenue streams for iLamp California.

Our venture's scope extends far beyond the product itself. There are numerous untapped local ventures in California, with many more opportunities available. Establishing local production could position iLamp California as a key supplier in the region. By monetizing the real estate of lamp poles and exploring various hardware and software combinations, along with subscription services like Power As A Service, the potential for income is both diverse and significant.

Backed by the Conflow Power Group, iLamp California benefits from early access to and priority on all technological advancements and innovations from CPG, granting it a formidable edge as a leading pioneer in the state.

The partnership with the ILOCX platform further empowers iLamp California in managing sublicense sales as effectively as territorial license sales. This provides an invaluable mechanism for sublicensees to generate capital within their own markets, fostering progress and market expansion.

The global urban landscape is on the verge of a profound transformation, and our innovative solutions are not just in demand; they are essential. As cities evolve, iLamp's cutting-edge solutions illuminate the way forward. iLamp California is poised to be a central force in this pivotal shift, embodying progress and innovation.